



## 6 COMERCIO EXTERIOR

Tabla 6.1: Comercio exterior. Valor de las importaciones por puertos, 1854-2000 (pesetas corrientes y pesetas-oro corrientes)

Tabla 6.2: Comercio exterior. Valor de las exportaciones por puertos, 1854-2000 (pesetas corrientes y pesetas-oro corrientes)

Tabla 6.3: Transporte marítimo: comercio internacional. Cantidades importadas, 1855-2000 (Tms)

Tabla 6.4: Transporte marítimo: comercio internacional. Cantidades exportadas, 1855-2000 (Tms)

Tabla 6.5: Transporte marítimo, 1855-2000 (Tms). Comercio exterior

Tabla 6.6: Transporte marítimo, 1857-1961 (Tms). Comercio de cabotaje



Tabla 6.1: Comercio exterior. Valor de las importaciones por puertos, 1854-2000 (pesetas corrientes y pesetas-oro corrientes)

Año	Santander	Castro Urdiales	Santoña	San Vicente de la Barquera	Año	Santander	Castro Urdiales	Santoña	San Vicente de la Barquera
1854	19.887.454	0	9.943	-	1912	57.061.462	32.615	588.385	0
1855	34.858.532	0	5.534	-	1913	60.755.044	37.409	93.613	6.474
1856	48.719.274	0	8.647	0	1914	52.695.247	52.337	96.341	143
1857	44.233.944	0	440.452	0	1915	45.108.994	15.695	104.916	14.118
1858	29.835.253	0	226.496	0	1916	65.977.953	1.270	37.652	0
1859	34.455.219	0	13.321	0	1917	60.926.702	19.773	0	17.143
1860	41.437.996	4.674	41.662	0	1918	38.883.816	20.656	0	156
1861	38.224.087	5.269	88.473	0	1919	103.021.859	11.537	0	1.195
1862	34.551.415	16.129	33.943	0	1920	83.746.793	545.260	0	0
1863	34.706.237	4.656	30.880	147	1931 (*)	43.207.605	-	-	-
1864	31.195.284	37.290	47.980	0	1932 (*)	35.672.986	24.634	-	-
1865	17.430.115	14.063	81.725	0	1933 (*)	44.973.936	29.206	0	0
1866	17.023.900	21.078	26.608	0	1934 (*)	43.122.202	12.642	0	0
1867	18.570.753	7.555	25.228	0	1935 (*)	29.021.717	59.733	0	-
1868	36.469.733	12.373	103.748	0	1936 (*)	15.856.057	-	-	-
1869	25.551.298	14.158	19.833	0	1937 (*)	4.531.779	-	-	-
1870	25.692.812	4.861	19.564	0	1938 (*)	8.713.669	0	0	-
1871	56.600.093	23.175	13.128	0	1939 (*)	7.150.665	0	0	-
1872	29.395.770	25.828	35.573	0	1940 (*)	14.606.679	5.119	900	0
1873	135.813.228	50.392	35.867	2.550	1941 (*)	13.964.654	175	85	0
1874	118.924.304	27.661	49.497	0	1942 (*)	9.438.142	0	0	0
1875	164.622.931	112.331	78.430	2.475	1943 (*)	12.137.954	0	0	0
1876	62.650.028	55.946	110.365	0	1944 (*)	24.020.607	24.225	0	0
1877	80.473.806	92.780	57.062	4.980	1945 (*)	53.546.151	0	0	0
1878	62.277.843	45.962	61.133	2.750	1946 (*)	72.731.427	1.711	0	0
1879	69.065.243	43.945	84.325	369.950	1947 (*)	79.600.698	0	0	0
1880	59.074.239	113.381	34.458	19.305	1948 (*)	111.898.216	0	0	0
1881	52.922.934	117.601	68.173	7.425	1949 (*)	80.900.419	0	0	0
1882	83.339.371	113.024	70.761	3.630	1950 (*)	69.052.616	465	561	0
1883	92.459.488	114.942	124.724	10.120	1951 (*)	56.597.131	0	0	0
1884	68.549.894	184.244	194.692	14.200	1952 (*)	62.499.264	33	0	0
1885	50.311.376	51.800	299.872	8.586	1953 (*)	59.392.044	42	0	0
1886	54.640.234	52.184	260.006	0	1954 (*)	73.721.949	0	0	0
1887	38.343.441	25.020	575.009	12.500	1955 (*)	78.918.275	35.738	0	0
1888	46.400.421	20.786	343.814	14.850	1956 (*)	103.514.120	219.117	83.025	0
1889	60.564.197	68.491	265.347	3.445	1957 (*)	101.822.897	38.325	0	0
1890	92.687.681	48.667	443.993	3.336	1958 (*)	123.154.633	233.918	0	0
1891	119.091.284	97.676	164.090	0	1959 (*)	147.347.139	913.054	0	0
1892	91.456.721	60.979	72.315	0	1960 (*)	1.866.658.452	2.080.261	481.332	0
1893	60.929.897	126.626	92.289	0	1961	2.613.042.326	-	-	-
1894	71.811.624	73.500	97.517	0	1962	3.902.980.201	4.573.925	0	-
1895	57.176.551	78.687	69.858	7.260	1963	4.024.632.018	5.732.719	0	-
1896	89.883.721	103.138	70.411	0	1964	4.816.916.072	5.266.914	0	-
1897	50.802.386	229.506	76.320	42.990	1965	7.673.218.090	5.402.326	0	-
1898	58.441.229	53.687	41.988	7.215	1966	7.633.011.865	6.016.213	0	-
1899	72.850.644	165.929	83.009	12.675	1967	6.648.919.526	2.730.831	5.585.466	-
1900	53.692.442	105.346	157.722	4.615	1968	7.194.091.759	2.033.528	0	-
1901	59.243.565	1.055.895	328.142	3.710	1969	8.143.258.000	1.435.000	0	-
1902	55.129.017	153.614	245.952	13.575	1970	10.225.902.000	2.472.000	0	-
1903	54.130.119	203.304	195.558	10.725	1971	10.121.259.000	934.000	0	-
1904	57.059.055	90.255	144.040	6.675	1972	11.641.905.000	0	0	-
1905	53.217.027	98.600	46.693	7.275	1973	14.059.952.000	0	0	-
1906	51.235.414	90.112	110.804	11.222	1974	21.651.979.000	0	0	-
1907	51.482.293	55.117	112.853	2.555	1975	26.771.331.000	0	0	-
1908	50.136.873	81.660	153.315	5.256	1976	27.008.216.000	0	0	-
1909	50.352.433	24.645	100.978	9.767	1977	23.884.162.000	-	-	-
1910	52.523.294	40.190	118.025	0	1979	25.028.273.000	-	-	-
1911	51.318.400	28.491	110.292	6.162	1980	26.815.993.000	-	-	-

Tabla 6.1: Comercio exterior. Valor de las importaciones por puertos, 1854-2000 (pesetas corrientes y pesetas-oro corrientes)

Año	Santander	Castro Urdiales	Santoña	San Vicente de la Barquera
1981	33.706.781.000	-	-	-
1982 (a)	31.445.222.000	-	-	-
1982 (b)	42.309.000.000	-	-	-
1983	43.384.000.000	-	-	-
1984	45.950.000.000	-	-	-
1985	51.867.000.000	-	-	-
1986	68.307.000.000	-	-	-
1987	79.603.000.000	-	-	-
1988	71.828.000.000	-	-	-
1989	93.724.000.000	-	-	-
1990	89.512.000.000	-	-	-
1991	94.835.000.000	-	-	-
1992	91.140.000.000	-	-	-
1993	88.963.000.000	-	-	-
1994	114.580.000.000	-	-	-
1995	179.144.000.000	-	-	-
1996	200.735.000.000	-	-	-
1997	211.107.000.000	-	-	-
1998	254.656.000.000	-	-	-
1999	233.042.000.000	-	-	-
2000	236.827.000.000	-	-	-

Notas:

(\*) Entre 1929 y 1960, los valores vienen expresados en pesetas-oro.

(a) Datos según ECEE

(b) Datos según COCIN

Fuente:

1854 a 1921, 1833-34 y 1940-1982, *Estadística del Comercio Exterior de España*; 1931-32, 1935-39, 1961 y 1982-2000, COCIN: *Memorias*.

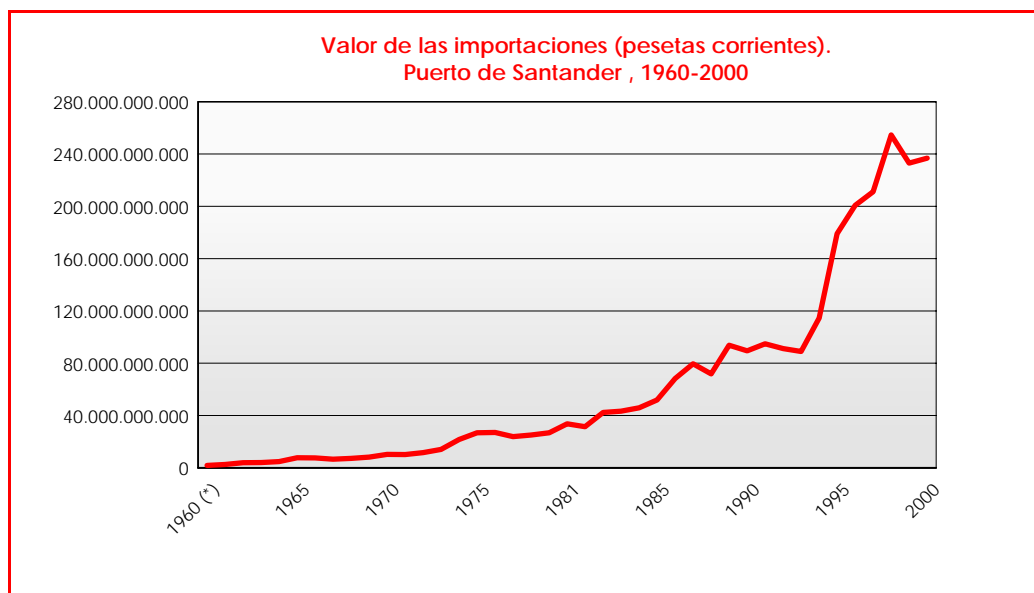


Tabla 6.2: Comercio exterior. Valor de las exportaciones por puertos, 1854-2000 (pesetas corrientes y pesetas-oro corrientes)

Año	Santander	Castro Urdiales	Santoña	San Vicente de la Barquera	Año	Santander	Castro Urdiales	Santoña	San Vicente de la Barquera
1854	49.194.465	4.335	750.521	-	1912	19.254.896	430.500	420.000	81.500
1855	72.979.391	1.194	2.789.046	-	1913	18.379.001	290.139	667.507	61.000
1856	77.092.570	3.376	806.505	44.523	1914	14.385.559	016.402	1.001.242	7.500
1857	62.414.660	2.443	504.597	346.115	1915	12.293.865	415.024	984.613	0
1858	56.064.951	3.600	1.057.702	463.951	1916	14.788.254	326.063	709.199	0
1859	47.070.460	3.624	35.929	677.837	1917	10.127.703	207.863	0	15.122
1860	66.901.603	13.302	111.022	596.428	1918	8.898.971	070.830	197.819	0
1861	73.778.593	5.684	260.302	560.556	1919	11.410.407	512.750	90.561	0
1862	52.104.573	34.429	132.143	862.650	1920	20.450.169	723.512	1.283.612	0
1863	48.837.275	34.385	189.700	658.229	1931 (*)	3.117.908	-	2.244.920	-
1864	44.238.255	48.276	233.460	810.395	1932 (*)	1.989.709	618.320	1.995.891	-
1865	28.093.168	34.800	123.548	389.750	1933 (*)	2.013.866	249.571	1.175.781	0
1866	35.864.750	21.860	94.078	326.375	1934 (*)	2.933.171	847.572	1.921.620	0
1867	33.795.600	7.555	71.358	210.525	1935 (*)	2.122.047	452.570	1.416.958	-
1868	45.040.353	14.003	158.898	210.703	1936 (*)	2.237.461	-	-	-
1869	33.926.975	14.158	19.833	-	1937 (*)	2.154.791	-	-	-
1870	39.000.255	4.861	215.768	469.542	1938 (*)	5.428.878	631.366	713.568	-
1871	69.259.627	0	127.850	529.200	1939 (*)	2.400.550	825.690	775.617	-
1872	21.400.002	6.380	0	787.830	1940 (*)	6.190.666	733.440	51.278	0
1873	49.220.282	34.350	152.095	1.084.980	1941 (*)	3.343.730	167.284	0	0
1874	31.652.137	88.198	292.175	1.311.670	1942 (*)	4.556.089	451.301	0	0
1875	26.738.856	25.584	22.500	691.920	1943 (*)	2.840.419	419.664	0	0
1876	27.364.756	12.731	2.575	597.786	1944 (*)	3.131.858	369.358	0	0
1877	38.434.880	43.684	11.493	347.100	1945 (*)	5.084.473	155.075	507.579	0
1878	20.655.432	5.805	19.250	215.875	1946 (*)	10.746.217	105.281	1.449.710	0
1879	18.233.159	0	27.000	262.916	1947 (*)	16.071.450	301.631	770.999	0
1880	28.886.139	252.578	109.000	549.250	1948 (*)	17.176.477	590.929	1.933.262	0
1881	25.302.290	427.350	26.918	603.750	1949 (*)	30.082.513	101.216	1.083.610	0
1882	20.594.918	743.930	108.572	158.150	1950 (*)	29.006.919	245.047	390.960	0
1883	18.321.260	495.181	145.959	133.786	1951 (*)	27.458.095	909.612	1.770.903	0
1884	15.121.011	752.205	173.783	167.650	1952 (*)	35.397.046	237.644	443.491	0
1885	19.580.649	859.012	163.243	101.815	1953 (*)	22.315.340	696.621	1.096.323	0
1886	14.328.945	731.120	379.003	34.650	1954 (*)	23.088.781	944.656	1.750.015	0
1887	14.436.161	701.747	208.050	30.625	1955 (*)	21.732.999	547.557	753.536	0
1888	15.894.663	781.460	287.671	127.710	1956 (*)	42.299.924	429.752	2.448.180	0
1889	18.598.111	925.269	1.858.808	50.490	1957 (*)	50.165.299	153.402	2.584.400	0
1890	21.904.987	228.246	161.510	108.353	1958 (*)	22.779.704	861.973	1.074.341	0
1891	25.569.161	866.630	196.837	201.178	1959 (*)	29.232.545	0	937.876	0
1892	25.355.237	447.010	258.654	202.290	1960 (*)	541.393.735	307.772	65.558.507	0
1893	17.298.625	244.150	674.827	135.379	1961	501.235.638	-	-	-
1894	13.307.946	536.560	1.072.447	173.940	1962	370.541.402	231.660	36.882.441	0
1895	47.947.484	252.790	488.120	184.560	1963	231.792.278	804.418	61.739.006	0
1896	71.427.231	835.333	31.008	199.810	1964	430.691.974	474.000	27.179.055	0
1897	36.126.876	458.011	75.647	288.457	1965	460.812.486	490.409	0	0
1898	21.070.908	886.972	141.731	174.492	1966	731.520.684	0	0	0
1899	16.498.574	065.307	168.847	176.040	1967	787.280.703	0	0	0
1900	14.407.832	639.090	915.510	130.450	1968	1.354.227.137	325.138	0	0
1901	16.148.573	381.098	595.844	139.793	1969	1.614.625.000	175.000	0	0
1902	17.797.835	410.387	1.492.346	316.665	1970	1.678.990.000	342.000	0	0
1903	19.824.843	390.485	700.710	201.762	1971	2.115.375.000	165.000	0	0
1904	18.601.087	768.905	545.569	364.898	1972	2.109.426.000	0	0	0
1905	20.049.027	972.443	346.434	295.468	1973	3.934.627.000	184.000	0	0
1906	18.492.100	492.462	563.217	268.040	1974	2.062.135.000	0	1.143.000	0
1907	18.992.246	870.530	651.247	164.370	1975	3.114.845.000	0	32.000	0
1908	16.160.761	572.408	1.022.580	54.000	1976	5.064.052.000	0	0	0
1909	18.252.782	763.923	1.458.274	45.750	1977	10.246.263.000	-	-	0
1910	21.758.463	111.757	1.607.256	137.620	1979	10.092.355.000	-	-	-
1911	18.690.922	029.193	693.272	129.920	1980	12.992.271.000	-	-	-

Tabla 6.2: Comercio exterior. Valor de las exportaciones por puertos, 1854-2000 (pesetas corrientes y pesetas-oro corrientes)

Año	Santander	Castro Urdiales	Santoña	San Vicente de la Barquera
1981	26.344.771.000	-	-	-
1982 (a)	13.279.252.000	-	-	-
1982 (b)	15.985.000.000	-	-	-
1983	23.368.000.000	-	-	-
1984	32.129.000.000	-	-	-
1985	66.310.000.000	-	-	-
1986	45.151.000.000	-	-	-
1987	36.242.000.000	-	-	-
1988	38.303.000.000	-	-	-
1989	37.404.000.000	-	-	-
1990	35.658.000.000	-	-	-
1991	27.773.000.000	-	-	-
1992	38.122.000.000	-	-	-
1993	91.033.000.000	-	-	-
1994	82.013.000.000	-	-	-
1995	120.118.000.000	-	-	-
1996	97.820.000.000	-	-	-
1997	88.446.000.000	-	-	-
1998	94.102.000.000	-	-	-
1999	183.272.000.000	-	-	-
2000	239.438.000.000	-	-	-

Notas:

(\*) Entre 1929 y 1960, los valores vienen expresados en pesetas-oro.

(a) Datos según ECEE

(b) Datos según COCIN

Fuente:

1854 a 1921, 1833-34 y 1940-1982, *Estadística del Comercio Exterior de España*; 1931-32, 1935-39, 1961 y 1982-2000, COCIN: *Memorias*.



Tabla 6.3: Transporte marítimo: comercio internacional. Cantidades importadas, 1855-2000 (Tms)

Año	Santander	Castro Urdiales	Santoña	San Vicente de la Barquera	Año	Santander	Castro Urdiales	Santoña	San Vicente de la Barquera
1855	21.131	0	211	0	1913	215.632	586	219	257
1856	38.070	0	630	0	1914	245.166	6.869	452	0
1857	65.396	0	1.327	0	1915	133.606	397	425	117
1858	46.225	0	112	0	1916	225.148	0	99	0
1859	69.079	34	473	0	1917	80.919	0	0	0
1860	83.182	94	1.458	0	1918	48.262	0	37	0
1861	59.390	70	1.074	0	1919	93.993	0	0	0
1862	43.997	172	311	0	1920	118.836	682	245	0
1863	70.037	109	194	0	1921	196.154	179	17	0
1864	57.697	379	0	0	1924	239.294	1.268	35	56
1865	35.971	205	487	0	1925	783.819	1.278	2.128	73
1866	30.385	85	269	0	1926	172.847	251	514	0
1867	36.165	141	344	0	1927	308.367	2.114	306	73
1868	71.638	129	402	0	1928	276.077	2.550	320	0
1869	62.372	106	432	0	1929	455.533	2.262	117	0
1870	62.023	42	179	0	1930	304.224	750	58	0
1871	48.375	210	205	0	1931	296.079	904	0	0
1872	53.282	262	373	0	1932	319.621	856	1	0
1873	74.750	530	392	0	1933	237.006	1.071	0	0
1874	106.360	119	1.203	0	1934	324.018	440	0	0
1875	81.329	2.133	1.026	0	1935	329.041	2.908	0	0
1876	97.270	519	1.203	0	1936	159.165	-	-	-
1877	82.585	872	749	175	1937	51.985	-	-	-
1878	99.639	326	644	42	1938	141.842	0	0	0
1879	132.457	396	1.050	65	1939	174.994	0	0	0
1880	132.003	1.051	723	168	1940	175.329	0	601	0
1881	164.469	922	652	46	1941	130.939	-	1	-
1882	226.456	1.489	658	43	1942	59.255	-	-	-
1883	188.669	1.504	820	121	1943	47.713	-	-	-
1884	199.884	1.086	1.494	182	1944	101.315	151	-	-
1885	164.643	465	1.569	112	1945	101.168	-	-	-
1886	173.956	375	1.979	0	1946	152.717	1	-	-
1887	139.151	117	2.793	2.706	1947	132.720	-	-	-
1888	159.472	270	1.591	193	1948	213.730	-	-	-
1889	179.747	744	1.555	0	1949	213.004	-	-	-
1890	184.093	549	1.763	40	1950	232.108	-	-	-
1891	160.697	576	1.393	0	1951	223.346	-	-	-
1892	169.588	1.833	988	118	1952	223.707	-	-	-
1893	159.041	2.617	1.057	53	1953	233.451	-	-	-
1894	139.135	1.150	1.926	0	1954	317.422	-	-	-
1895	117.176	2.385	976	87	1955	356.379	50	-	-
1896	123.454	11.040	830	0	1956	377.148	285	92	-
1897	80.961	5.042	645	0	1957	349.982	56	-	-
1898	80.404	832	291	0	1958	346.320	310	-	-
1899	104.394	3.794	578	128	1959	385.900	309	-	-
1900	116.245	995	1.014	30	1960	279.647	186	10	-
1901	103.646	2.311	1.140	273	1961	578.240	-	-	-
1902	96.635	3.280	928	119	1962	652.221	367	0	-
1903	146.775	58.661	1.017	93	1963	703.596	454	0	-
1904	92.796	1.888	732	59	1964	771.114	374	0	-
1905	165.264	1.871	526	743	1965	1.725.383	362	0	-
1906	154.515	2.050	684	118	1966	1.117.568	403	0	-
1907	129.616	173	510	23	1967	983.032	224	80	-
1908	142.964	141	854	47	1968	1.039.443	195	0	-
1909	128.481	220	563	52	1969	1.053.120	316	0	-
1910	173.937	566	642	0	1970	1.199.006	819	0	-
1911	153.280	443	542	51	1971	1.163.714	326	0	-
1912	127.392	644	446	0	1972	1.301.691	0	0	-

Tabla 6.3: Transporte marítimo: comercio internacional. Cantidades importadas, 1855-2000 (Tms)

Año	Santander	Castro Urdiales	Santoña	San Vicente de la Barquera
1973	1.325.698	0	0	-
1974	1.676.452	0	0	-
1975	1.643.566	0	0	-
1976	1.677.011	0	0	-
1977	1.374.815	-	-	-
1979	1.568.949	-	-	-
1980	1.622.925	-	-	-
1981	1.573.587	-	-	-
1982 (a)	1.508.708	-	-	-
1982 (b)	1.899.530	-	-	-
1983	1.312.254	-	-	-
1984	1.444.296	-	-	-
1985	1.486.936	-	-	-
1986	1.953.815	-	-	-
1987	1.884.142	-	-	-
1988	2.089.556	-	-	-
1989	2.555.829	-	-	-
1990	2.862.304	-	-	-
1991	2.941.255	-	-	-
1992	2.637.924	-	-	-
1993	2.933.186	-	-	-
1994	2.671.465	-	-	-
1995	3.177.221	-	-	-
1996	3.349.658	-	-	-
1997	2.978.457	-	-	-
1998	3.527.989	-	-	-
1999	2.866.794	-	-	-
2000	2.660.734	-	-	-

Notas:  
 (a) Datos según ECEE  
 (b) Datos según COCIN

Fuente:  
 1854 a 1921, 1833-34 y 1940-1982, *Estadística del Comercio Exterior de España*; 1931-32, 1935-39, 1961 y 1982-2000, COCIN: *Memorias*.

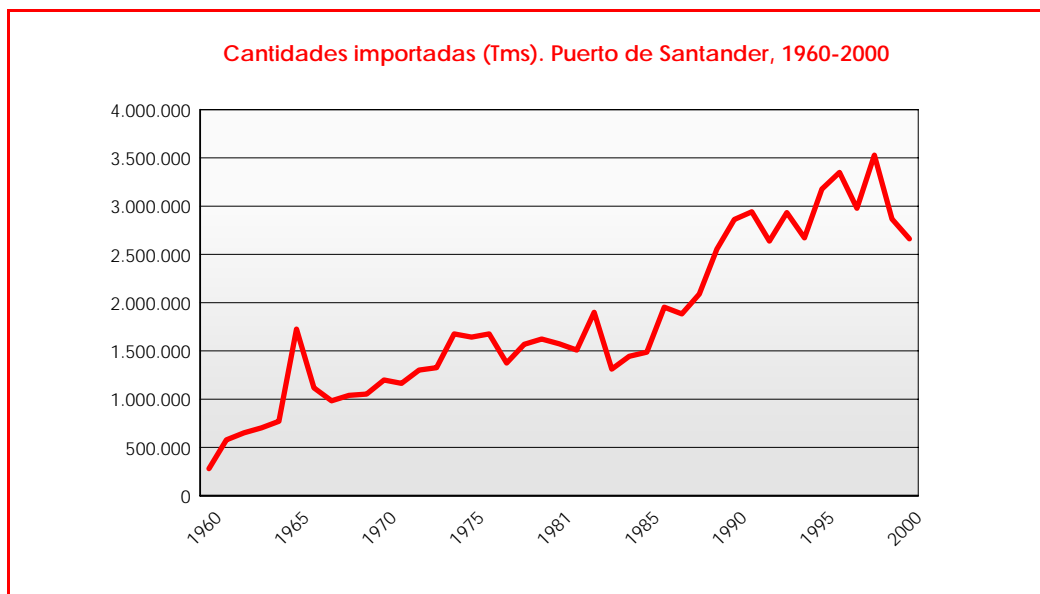




Tabla 6.4: Transporte marítimo: comercio internacional. Cantidades exportadas, 1855-2000 (Tms)

Año	Santander	Castro Urdiales	Santoña	San Vicente de la Barquera	Año	Santander	Castro Urdiales	Santoña	San Vicente de la Barquera
1855	83.724	211	7.708	0	1913	927.846	594.607	1.651	1.220
1856	53.277	239	3.079	3.343	1914	703.305	239.893	1.813	305
1857	44.649	242	2.533	8.530	1915	398.980	202.995	2.400	0
1858	38.932	40	315	16.898	1916	413.860	293.736	1.773	0
1859	35.889	189	425	21.197	1917	297.965	337.865	0	0
1860	63.997	407	379	15.000	1918	321.943	500.627	494	0
1861	102.151	17	500	9.342	1919	262.829	321.155	226	0
1862	47.451	183	576	8.602	1920	436.906	517.613	3.208	0
1863	40.319	1.286	1.065	7.359	1921	288.230	165.521	2.384	0
1864	36.321	532	1.378	8.598	1924	284.457	299.664	2.205	0
1865	36.428	346	1.176	8.633	1925	147.715	314.738	3.552	140
1866	69.865	115	1.604	7.301	1926	184.513	136.209	1.882	22
1867	51.354	0	2.260	9.026	1927	391.013	492.011	1.751	49
1868	31.871	358	3.156	9.762	1928	316.678	436.677	2.700	0
1869	27.993	420	1.128	8.817	1929	313.737	427.769	3.678	0
1870	66.176	0	2.553	11.674	1930	203.780	207.732	2.636	23
1871	63.441	44	1.245	9.296	1931	153.091	65.128	2.802	90
1872	106.138	696	2.300	13.370	1932	62.718	66.638	3.127	12
1873	200.501	2.928	1.820	17.548	1933	107.598	147.276	1.752	0
1874	137.157	6.920	1.298	12.317	1934	226.039	197.161	3.224	0
1875	137.814	9.288	2.857	5.532	1935	152.195	186.971	2.045	0
1876	137.157	6.920	1.298	12.317	1936	208.858	-	-	-
1877	274.326	3.913	1.619	5.783	1937	95.575	-	-	-
1878	106.973	281	490	4.380	1938	134.476	220.164	1.109	0
1879	76.217	0	540	3.741	1939	124.621	168.098	1.026	0
1880	133.472	15.274	3.260	11.277	1940	69.735	101.049	60	0
1881	171.716	28.492	1.535	11.913	1941	18.748	15.724	-	-
1882	210.465	24.817	361	3.430	1942	15.381	36.654	-	-
1883	80.658	50.176	456	6.516	1943	4.863	36.711	-	-
1884	62.575	73.420	341	4.830	1944	4.471	31.832	-	-
1885	54.364	70.619	743	2.909	1945	5.136	16.562	363	-
1886	80.747	89.146	1.291	547	1946	232.918	91.724	1.127	-
1887	79.638	187.033	2.420	1.270	1947	194.376	21.269	442	-
1888	88.311	250.440	1.371	3.870	1948	55.016	99.029	738	-
1889	97.009	355.131	4.054	1.339	1949	148.029	7.557	532	-
1890	109.638	351.631	415	3.326	1950	116.050	12.861	211	-
1891	91.096	261.413	446	5.170	1951	146.644	8.779	1.493	-
1892	110.730	292.160	243	6.630	1952	100.964	52.492	400	-
1893	119.771	248.560	157	4.003	1953	57.582	82.662	1.194	-
1894	161.083	281.240	1.149	3.345	1954	76.368	30.550	1.906	-
1895	246.099	250.310	1.122	3.885	1955	137.745	66.695	701	-
1896	278.189	292.255	182	1.720	1956	146.429	81.035	1.594	-
1897	397.936	227.205	1.673	2.342	1957	243.731	67.662	1.559	-
1898	439.455	421.909	280	3.497	1958	72.203	30.348	822	-
1899	687.997	662.806	644	3.411	1959	95.575	0	766	-
1900	617.896	700.094	2.257	3.053	1960	178.846	4.587	3.122	-
1901	677.062	528.771	1.574	5.998	1961	137.668	-	-	-
1902	784.539	617.543	5.341	5.351	1962	130.794	98	7.448	-
1903	844.897	692.879	3.297	3.850	1963	137.736	174	5.869	-
1904	741.078	515.860	2.580	7.030	1964	195.484	100	85	-
1905	886.929	649.716	1.056	5.020	1965	72.430	95	0	-
1906	969.970	707.292	1.480	5.645	1966	38.784	0	0	-
1907	654.416	471.861	3.841	2.301	1967	104.101	0	0	-
1908	877.113	520.284	2.943	935	1968	165.495	260	0	-
1909	1.032.671	603.976	3.780	786	1969	174.690	562	0	-
1910	1.040.536	557.244	4.032	2.631	1970	98.922	502	0	-
1911	905.480	453.133	1.782	2.615	1971	135.939	170	0	-
1912	879.808	562.598	1.182	1.630	1972	187.340	0	0	-

Tabla 6.4: Transporte marítimo: comercio internacional. Cantidades exportadas, 1855-2000 (Tms)

Año	Santander	Castro Urdiales	Santoña	San Vicente de la Barquera
1973	246.101	0	565	-
1974	144.853	0	4.209	-
1975	195.809	0	0	-
1976	392.535	0	0	-
1977	514.403	-	-	-
1979	488.607	-	-	-
1980	604.114	-	-	-
1981	1.103.894	-	-	-
1982 (a)	482.832	-	-	-
1982 (b)	484.915	-	-	-
1983	728.573	-	-	-
1984	838.324	-	-	-
1985	1.244.372	-	-	-
1986	1.030.193	-	-	-
1987	910.079	-	-	-
1988	1.132.296	-	-	-
1989	887.760	-	-	-
1990	743.629	-	-	-
1991	650.567	-	-	-
1992	771.703	-	-	-
1993	855.276	-	-	-
1994	857.850	-	-	-
1995	1.088.019	-	-	-
1996	1.069.120	-	-	-
1997	1.322.223	-	-	-
1998	1.232.628	-	-	-
1999	1.325.246	-	-	-
2000	1.429.878	-	-	-

Notas:

(a) Datos según ECEE

(b) Datos según COCIN

Fuente:

1854 a 1921, 1833-34 y 1940-1982, *Estadística del Comercio Exterior de España*; 1931-32, 1935-39, 1961 y 1982-2000, COCIN: *Memorias*.

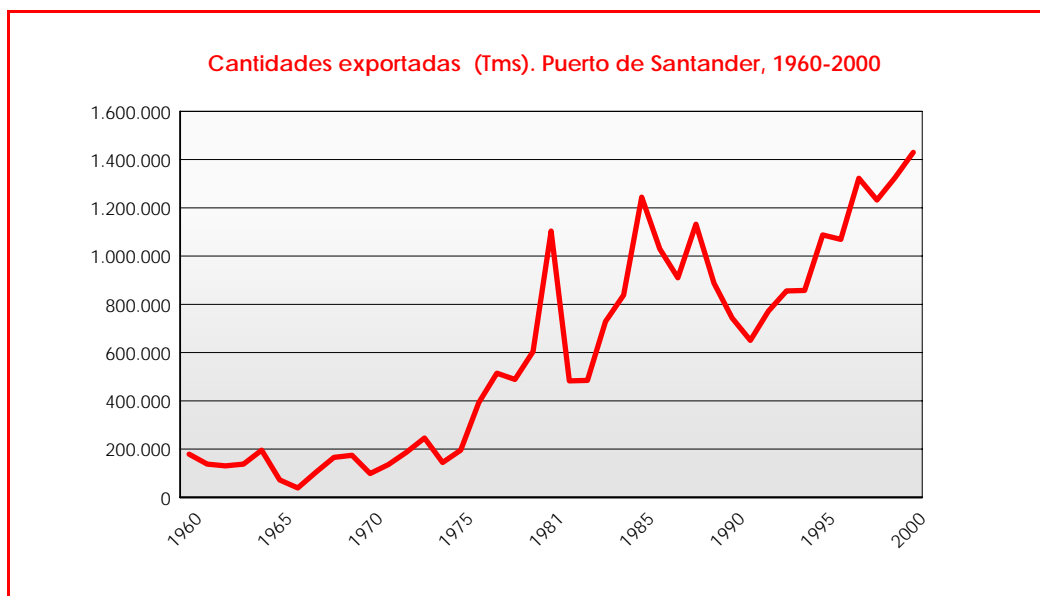


Tabla 6.5: Transporte marítimo, 1855-2000 (Tms). Comercio exterior

Año	Entradas	Salidas	Entradas más salidas	Año	Entradas	Salidas	Entradas más salidas
1855	21.342	115.020	136.362	1913	216.883	1.531.471	1.748.354
1856	38.855	77.198	116.053	1914	258.185	949.019	1.207.204
1857	67.945	60.549	128.494	1915	134.640	609.595	744.235
1858	46.597	63.820	110.417	1916	225.247	709.989	935.236
1859	69.586	68.690	138.276	1917	81.594	638.206	719.800
1860	84.734	84.882	169.616	1918	48.911	831.893	880.804
1861	60.534	121.143	181.677	1919	93.993	589.492	683.485
1862	44.910	60.308	105.218	1920	120.126	964.216	1.084.342
1863	70.340	54.799	125.139	1921	196.350	459.515	655.865
1864	58.076	50.660	108.736	1924	240.948	615.620	856.568
1865	36.663	50.940	87.603	1925	794.656	492.978	1.287.634
1866	30.739	85.552	116.291	1926	179.027	344.990	524.017
1867	36.650	72.086	108.736	1927	314.087	918.477	1.232.564
1868	72.169	54.837	127.006	1928	294.988	757.183	1.052.171
1869	62.989	45.169	108.158	1929	473.987	793.578	1.267.565
1870	62.244	90.143	152.387	1930	315.101	476.162	791.263
1871	48.790	83.912	132.702	1931	302.963	275.399	578.362
1872	53.917	126.849	180.766	1932	324.453	193.662	518.115
1873	75.732	238.919	314.651	1933	238.077	314.402	552.479
1874	107.682	177.730	285.412	1934	324.458	480.949	805.407
1875	84.488	163.313	247.801	1935	331.949	394.235	726.184
1876	98.992	177.730	276.722	1936	159.165	208.858	368.023
1877	84.381	305.360	389.741	1937	51.985	95.575	147.560
1878	100.651	131.890	232.541	1938	141.847	431.045	572.892
1879	133.968	96.996	230.964	1939	175.066	339.971	515.037
1880	133.945	180.757	314.702	1940	175.930	185.700	361.630
1881	166.089	231.006	397.095	1941	130.942	53.800	184.742
1882	228.646	247.463	476.109	1942	59.256	78.888	138.144
1883	191.114	154.836	345.950	1943	47.713	63.236	110.949
1884	202.646	160.330	362.976	1944	101.466	46.544	148.010
1885	166.789	152.210	318.999	1945	101.172	28.307	129.479
1886	176.310	181.600	357.910	1946	152.719	341.529	494.248
1887	144.964	289.232	434.196	1947	132.940	229.700	362.640
1888	161.526	356.159	517.685	1948	213.730	172.213	385.943
1889	182.087	474.866	656.953	1949	213.004	180.720	393.724
1890	186.445	485.473	671.918	1950	232.108	161.656	393.764
1891	162.666	372.962	535.628	1951	223.346	230.229	453.575
1892	172.527	423.599	596.126	1952	223.707	214.953	438.660
1893	162.768	384.231	546.999	1953	233.451	220.013	453.464
1894	142.211	455.697	597.908	1954	317.422	167.733	485.155
1895	120.624	509.831	630.455	1955	356.429	276.035	632.464
1896	135.919	580.886	716.805	1956	377.525	304.630	682.155
1897	86.648	635.631	722.279	1957	350.038	367.426	717.464
1898	81.527	876.296	957.823	1958	346.630	149.715	496.345
1899	108.894	1.368.471	1.477.365	1959	386.209	127.890	514.099
1900	118.284	1.338.999	1.457.283	1960	279.843	222.305	502.148
1901	107.480	1.227.356	1.334.836	1961	578.240	137.668	715.908
1902	100.962	1.428.022	1.528.984	1962	652.588	153.598	806.186
1903	206.546	1.560.748	1.767.294	1963	710.135	160.887	871.022
1904	95.635	1.281.491	1.377.126	1964	771.488	205.302	976.790
1905	168.968	1.555.234	1.724.202	1965	1.726.705	88.234	1.814.939
1906	157.554	1.697.345	1.854.899	1966	1.117.971	61.119	1.179.090
1907	130.602	1.144.183	1.274.785	1967	983.336	133.876	1.117.212
1908	144.144	1.424.868	1.569.012	1968	1.039.638	186.092	1.225.730
1909	129.497	1.648.863	1.778.360	1969	1.053.436	204.041	1.257.477
1910	175.250	1.621.344	1.796.594	1970	1.207.568	125.552	1.333.120
1911	154.407	1.370.220	1.524.627	1971	1.173.068	186.840	1.359.908
1912	128.671	1.449.143	1.577.814	1972	1.311.097	204.777	1.515.874

Tabla 6.5: Transporte marítimo, 1855-2000 (Tms). Comercio exterior

Año	Entradas	Salidas	Entradas más salidas
1973	1.338.046	271.679	1.609.725
1974	1.691.064	159.941	1.851.005
1975	1.655.091	197.974	1.853.065
1976	1.691.058	400.370	2.091.428
1977	1.386.348	519.458	1.905.806
1979	1.568.949	488.607	2.057.556
1980	1.622.925	604.114	2.227.039
1981	1.573.587	1.103.894	2.677.481
1982 (a)	1.508.708	482.832	1.991.540
1982 (b)	1.899.530	484.915	2.384.445
1983	1.312.254	728.573	2.040.827
1984	1.444.296	838.324	2.282.620
1985	1.486.936	1.244.372	2.731.308
1986	1.953.815	1.030.193	2.984.008
1987	1.884.142	910.079	2.794.221
1988	2.089.556	1.132.296	3.221.852
1989	2.555.829	887.760	3.443.589
1990	2.862.304	743.629	3.605.933
1991	2.941.255	650.567	3.591.822
1992	2.637.924	771.703	3.409.627
1993	2.933.186	855.276	3.788.462
1994	2.671.465	857.850	3.529.315
1995	3.177.221	1.088.019	4.265.240
1996	3.349.658	1.069.120	4.418.778
1997	2.978.457	1.322.223	4.300.680
1998	3.527.989	1.232.628	4.760.617
1999	2.866.794	1.325.246	4.192.040
2000	2.660.734	1.429.878	4.090.612

Notas:

(a) Datos según ECEE

(b) Datos según COCIN

Fuente:

1854 a 1921, 1833-34 y 1940-1982, *Estadística del Comercio Exterior de España*; 1931-32, 1935-39, 1961 y 1982-2000, COCIN: *Memorias*.

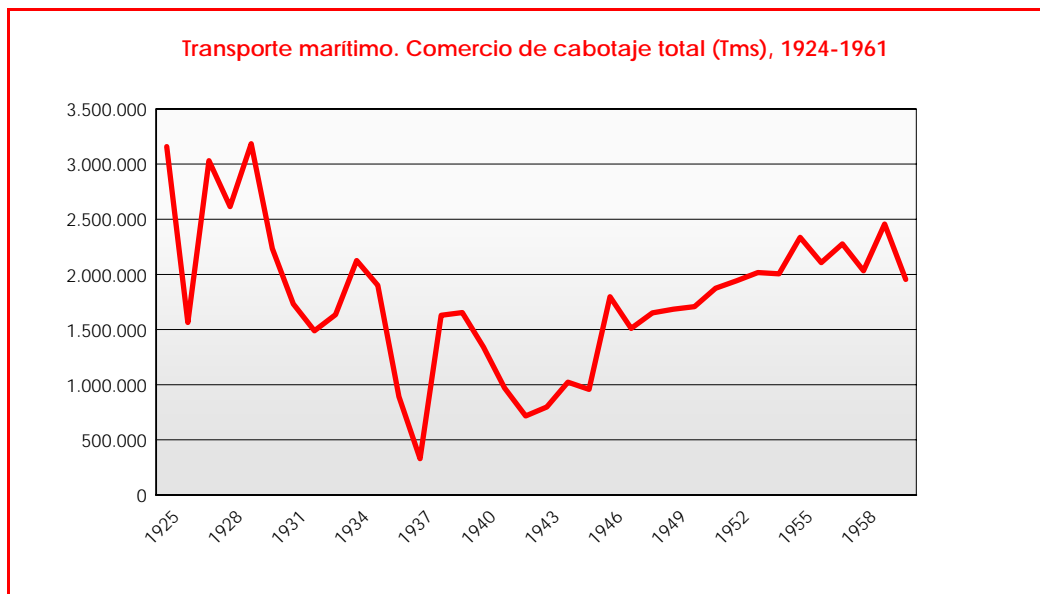


Tabla 6.6: Transporte marítimo, 1857-1961 (Tms). Comercio de cabotaje

Año	Comercio de cabotaje. Entradas	Comercio de cabotaje. Salidas	Comercio marítimo. Total	Año	Comercio de cabotaje. Entradas	Comercio de cabotaje. Salidas	Comercio marítimo. Total
1857	18.991,00	15.022,00	291.001,00	1916	135.519,20	145.278,90	2.151.270,10
1858	18.362,00	13.613,00	252.809,00	1917	196.918,60	215.468,00	1.851.986,60
1859	25.426,60	33.720,80	335.699,40	1918	238.625,00	260.428,00	2.260.661,00
1860	21.765,60	66.196,70	427.194,30	1919	176.399,10	186.837,00	1.730.206,10
1861	23.698,00	69.127,30	456.179,30	1920	173.898,40	189.209,20	2.531.791,60
1862	25.199,10	73.202,90	308.838,00	1924	196.600,00	380.854,00	2.290.590,00
1863	25.024,20	68.568,20	343.870,40	1925	202.692,00	380.342,00	3.158.302,00
1864	28.534,70	27.057,10	273.063,80	1926	184.415,00	331.232,00	1.563.681,00
1865	30.909,60	37.112,60	243.228,20	1927	253.988,00	311.041,00	3.030.157,00
1866	26.061,70	41.722,60	300.366,30	1928	227.325,00	282.750,00	2.614.417,00
1867	25.535,70	41.233,60	284.241,30	1929	262.841,00	386.946,00	3.184.917,00
1868	26.692,20	27.555,70	308.259,90	1930	298.723,00	352.353,00	2.233.602,00
1869	25.965,90	25.882,40	268.164,30	1931	250.439,00	325.250,00	1.732.413,00
1870	30.518,60	31.088,80	366.381,40	1932	196.967,00	255.939,00	1.489.136,00
1871	32.685,60	40.754,70	338.844,30	1933	193.369,00	336.841,00	1.635.168,00
1872	41.232,10	48.513,70	451.277,80	1934	173.091,00	340.957,00	2.124.862,00
1873	49.860,80	65.072,60	744.235,40	1935	119.782,00	328.107,00	1.900.257,00
1874	42.831,00	85.486,10	699.141,10	1936	71.937,00	84.556,00	892.539,00
1875	70.688,80	139.179,00	705.469,80	1937	8.775,00	25.033,00	328.928,00
1876	58.226,20	96.244,50	707.914,70	1938	221.136,00	262.464,00	1.629.384,00
1877	55.058,60	72.649,00	907.189,60	1939	215.501,00	407.651,00	1.653.226,00
1878	48.743,50	79.034,50	592.860,00	1940	214.447,00	403.578,00	1.341.285,00
1879	50.108,30	62.740,50	574.776,80	1941	214.331,00	386.825,00	970.640,00
1880	66.761,00	77.381,00	773.546,00	1942	202.567,00	237.660,00	716.515,00
1881	52.181,20	77.095,40	923.466,60	1943	206.497,00	368.982,00	797.377,00
1882	55.248,50	63.744,50	1.071.211,00	1944	256.850,00	469.488,00	1.022.358,00
1883	51.468,90	52.355,80	795.724,70	1945	214.100,00	484.810,00	957.868,00
1884	55.230,70	68.580,60	849.763,30	1946	267.965,00	541.439,00	1.797.900,00
1885	49.360,70	50.243,40	737.602,10	1947	250.828,00	533.666,00	1.509.774,00
1886	52.284,10	65.375,80	833.479,90	1948	356.242,00	523.421,00	1.651.549,00
1887	51.569,60	64.920,00	984.881,60	1949	354.722,00	541.877,00	1.684.047,00
1888	56.519,30	63.166,40	1.155.055,70	1950	361.774,00	557.935,00	1.707.237,00
1889	87.169,10	67.670,30	1.468.745,40	1951	398.389,00	569.066,00	1.874.605,00
1890	62.481,80	56.242,60	1.462.560,40	1952	474.909,00	590.957,00	1.943.186,00
1891	58.224,90	52.685,40	1.182.166,30	1953	514.033,00	596.011,00	2.016.972,00
1892	67.978,50	69.167,30	1.329.397,80	1954	512.076,00	522.419,00	2.004.805,00
1893	74.269,30	76.860,70	1.245.128,00	1955	528.975,00	542.097,00	2.336.000,00
1894	100.588,40	105.781,60	1.402.186,00	1956	451.274,00	291.486,00	2.107.070,00
1895	131.754,30	88.868,00	1.481.532,30	1957	573.692,00	267.544,00	2.276.164,00
1896	111.266,10	80.478,40	1.625.354,50	1958	755.880,00	283.380,00	2.031.950,00
1897	115.789,20	67.716,20	1.628.063,40	1959	769.676,00	658.225,00	2.456.099,00
1898	94.742,30	59.062,10	2.069.450,40	1960	622.000,00	328.000,00	1.954.296,00
1899	116.743,20	75.114,00	3.146.587,20	1961	645.000,00	303.000,00	2.379.816,00
1900	85.469,70	81.890,60	3.081.926,30				
1901	97.037,50	67.666,50	2.834.376,00				
1902	103.366,40	71.007,40	3.232.341,80				
1903	118.903,70	93.781,80	3.747.273,50				
1904	134.349,30	81.287,50	2.969.888,80				
1905	124.121,20	86.673,00	3.659.198,20				
1906	118.166,10	79.052,10	3.907.016,20				
1907	132.718,00	76.750,40	2.759.038,40				
1908	134.707,60	91.017,00	3.363.748,60				
1909	122.749,80	107.170,80	3.786.640,60				
1910	139.215,30	123.233,60	3.855.636,90				
1911	113.391,60	120.512,40	3.283.158,00				
1912	136.596,30	132.098,00	3.424.322,30				
1913	116.640,00	254.574,10	3.867.922,10				
1914	112.993,50	239.790,10	2.767.191,60				
1915	134.276,80	269.451,40	1.892.198,20				

Fuente:  
1854 a 1921, 1833-34 y 1940-1982, *Estadística del Comercio Exterior de España*; 1931-32, 1935-39, 1961 y 1982-2000, COCIN: *Memorias*.

